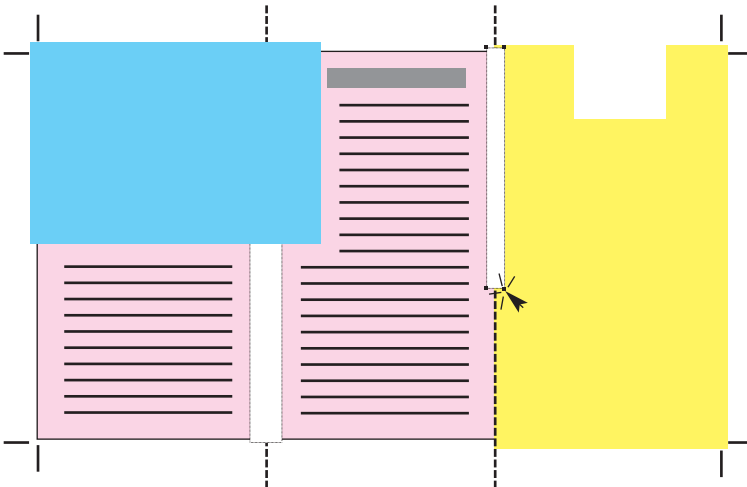
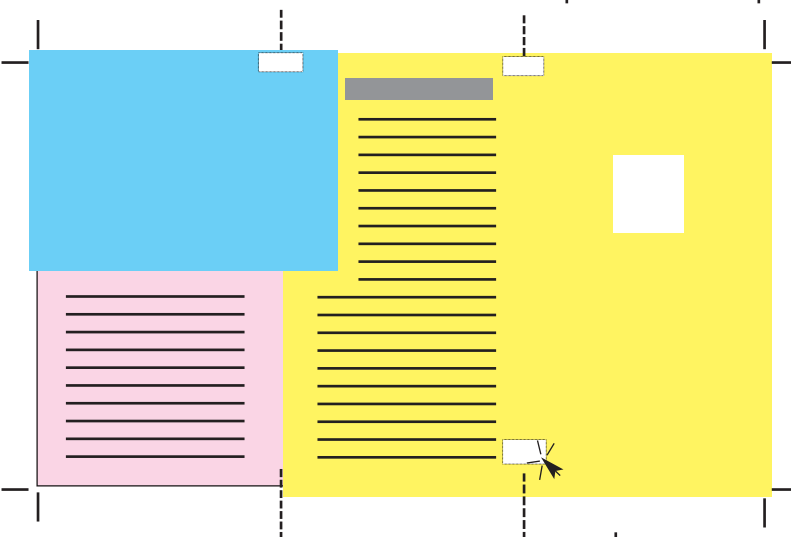
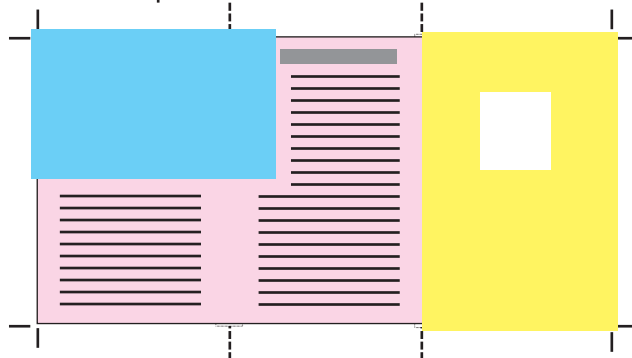


SCORE/PERFMARKS

There are two ways to get the perf/score marks to appear on a PDF file.
The mark must touch the image area to be included in the bleed.
Marks should be black, unless black is not a color of the document.



- Draw the mark across the entire page.
- Cover the mark with a white box, out to about an 0.125" away from the trim edge.
- Send the mark and the cover to the back.
- Make sure the bleed setting is 0.25" or more when creating the PDF.



- Draw a short mark at the edge of the page, having it touch the image area.
- Cover the mark with a white box, out to about an 0.125" away from the trim edge.
- Send the mark and the cover to the back.
- Make sure the bleed setting is 0.25" or more when creating the PDF.

